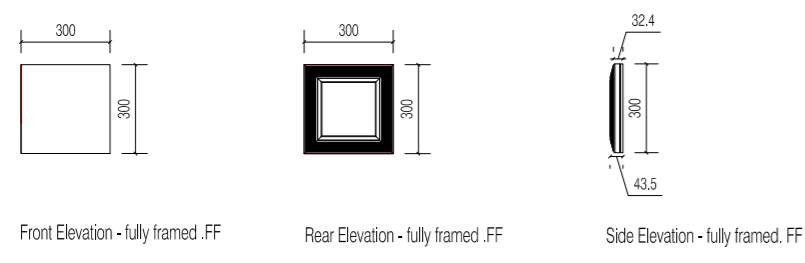
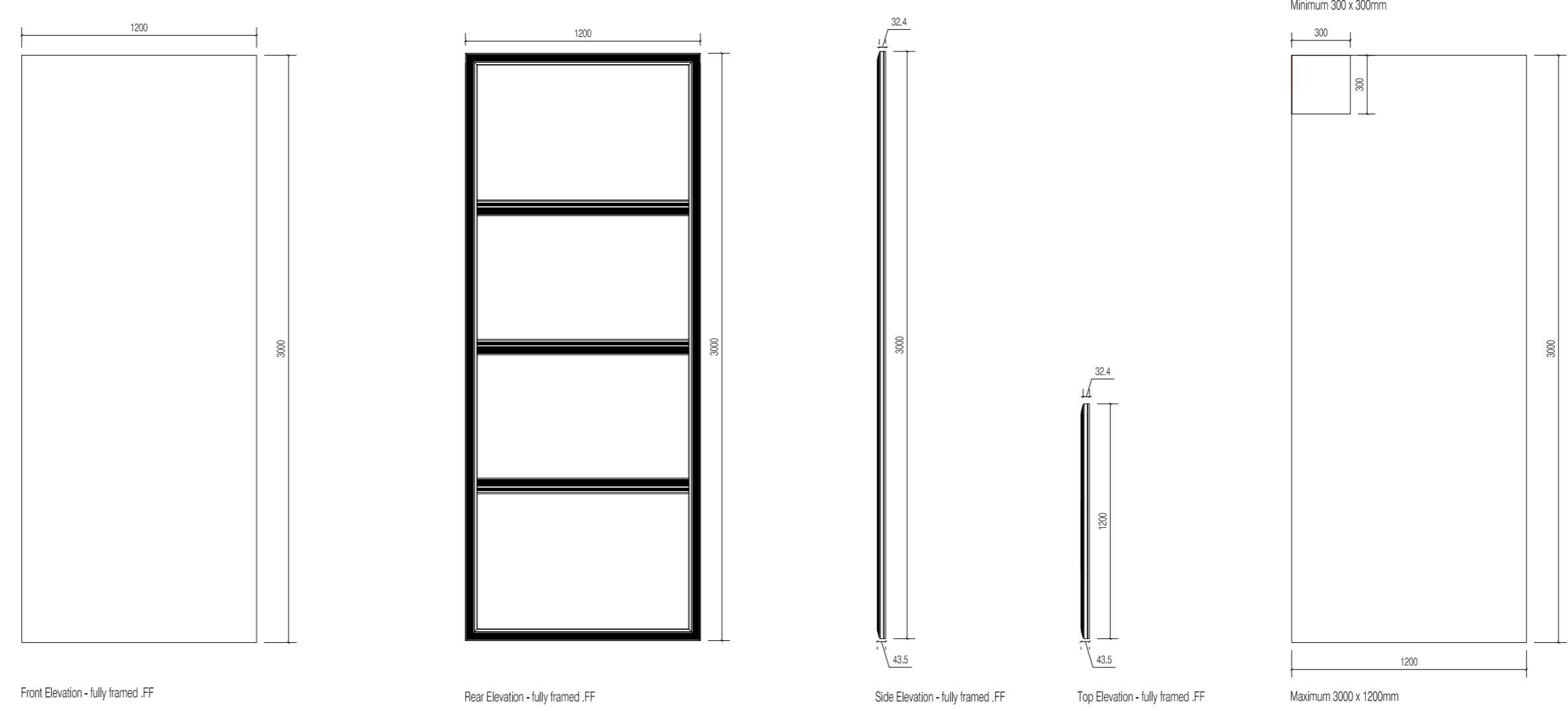


LightWall panels - diffused or printed - 1 way / 2 way. Fully framed

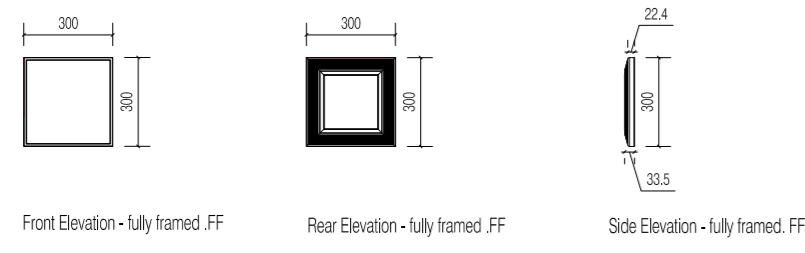
LightWall - 300SQ - (smallest module). Diffused or Printed. 1way / 2way .FF



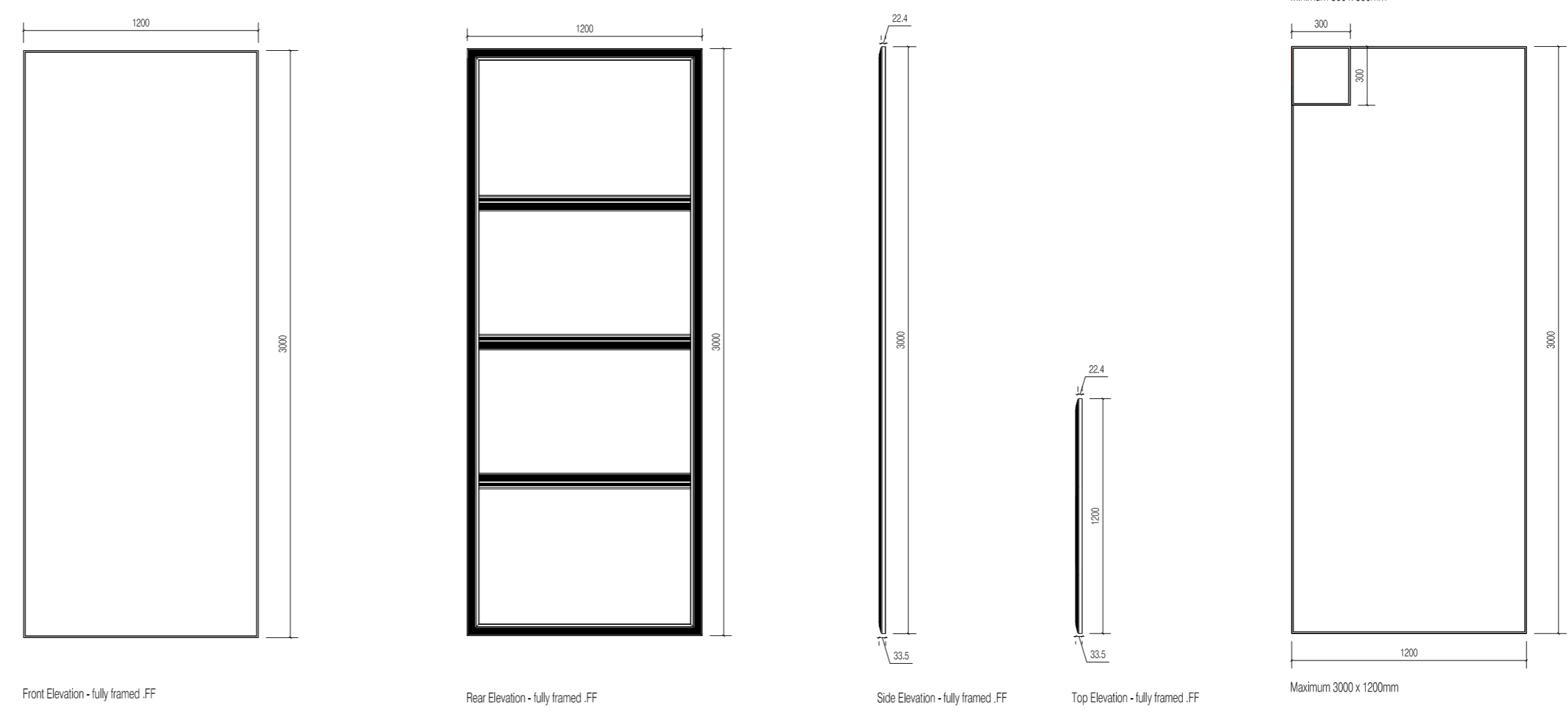
LightWall - 3000 x 1200 - (largest module). Diffused or Printed. 1way / 2way .FF



LightWall - 300SQ - (smallest module). Etched .FF



LightWall - 3000 x 1200 - (largest module). Etched .FF



- Notes:
- DO NOT SCALE FROM DRAWINGS.
 - WHERE APPLICABLE, CHECK ALL DIMENSIONS ON SITE PRIOR TO COMMENCING CONSTRUCTION
 - REPORT ALL CONFLICTS OF INFORMATION AND/OR DESIGN ISSUES TO archilum0 BV
 - IF IN DOUBT CONTACT archilum0 BV

00	Date	Description	DW
REV:	DATE:	DESCRIPTION:	BY:

archilum0
archilum0 BV
www.archilum0.com

archilum0 Ref:
Drawings for distribution

Project:
Download

Title:
LightWall modules

JOB No: SCALE: SHEET SIZE:
1:10 @ A1

Level: Drawing No: REV: STATUS:
TD-LW/001.01

Drawn By: Date: Checked By: Date:
DW 10.08.16