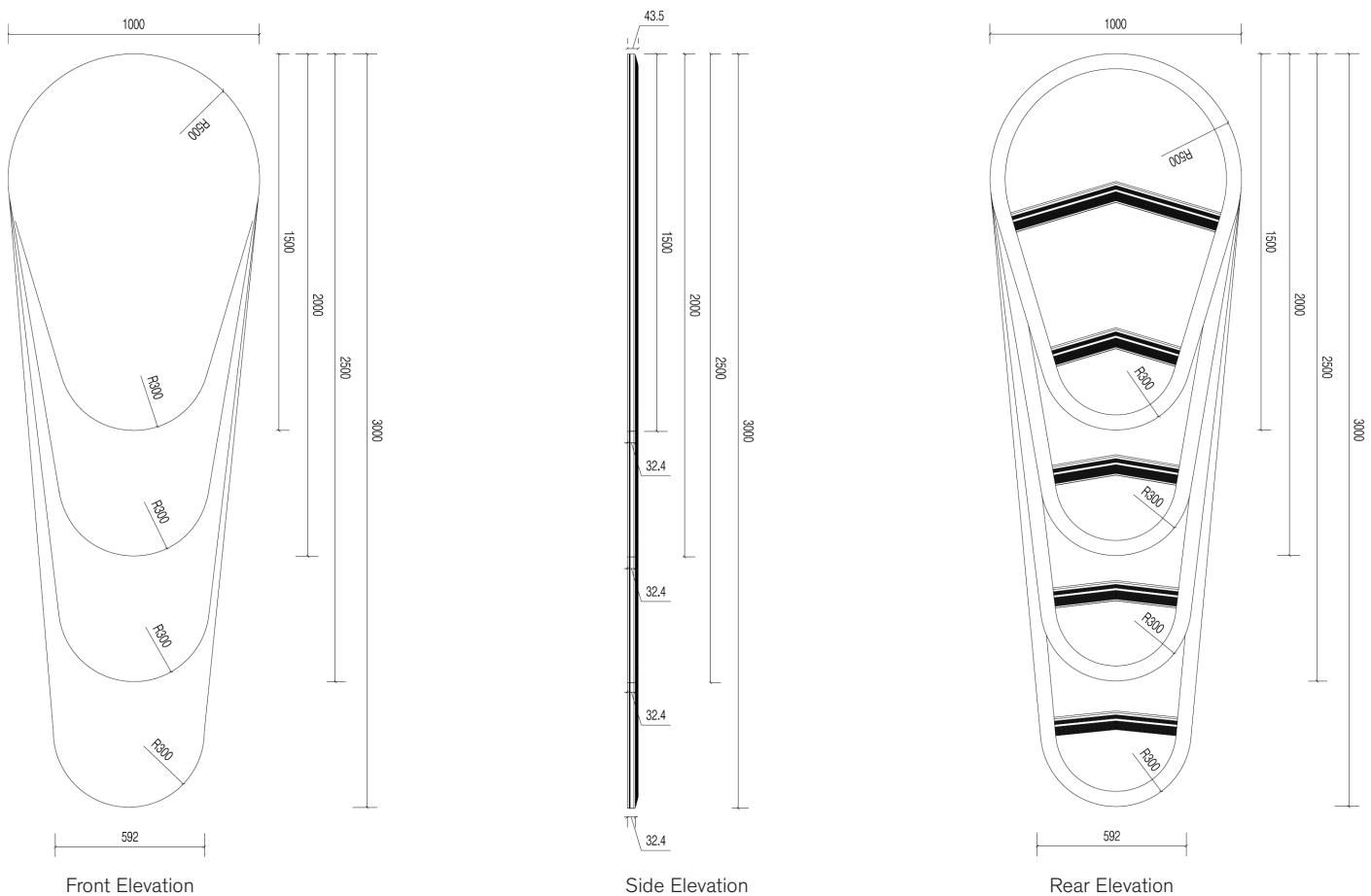


## OvalXL-AS

OvalXL-AS - Asymmetrical oval shaped LED based intelligent luminair. Available lengths 1500mm, 2000mm, 2500mm, 3000mm. Custom length possible on request. Intended for use as an individual luminair or as part of an arrangement. Can be combined with OvalXL-S. Direct (1Way) and Direct/Indirect (2Way) light emission options. 'Frameless' panel design with a 'floating' 8mm Satin high-grade acrylic diffuser panel.



### Size Options

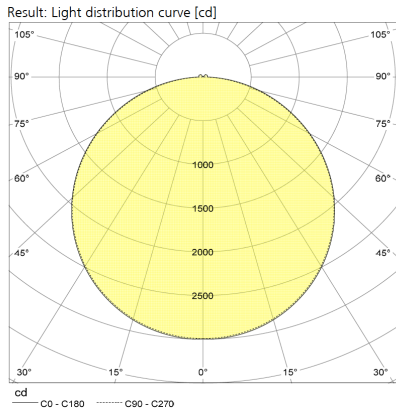
OvalXL-AS - 1500/2000/2500/3000mm x 32mm visible edge as per drawing.  
Custom lengths between 1500mm and 3000mm available on request.

### LED Options

**CCT Standard White** - 2700K, 3000K, 4000K, 5000K, 6500K / **Tunable White** - 2200K to 6500K / **RGB** - fully dynamic.  
CRI 80 / CRI 90 optional for 2700K, 3000K, 4000K

# Light Performance

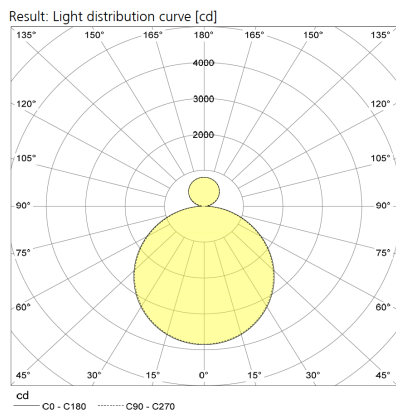
## '1Way'



OvalXL-AS		Calculated Flux Luminair			
CCT		1500	2000	2500	3000
White	2700K	9241lm	11.515lm	13.818lm	16.132lm
	3000K	9766lm	12.169lm	14.604lm	17.048lm
	4000K	10.501lm	13.086lm	15.703lm	18.331lm
	5000K	10.501lm	13.086lm	15.703lm	18.331lm
	6500K	10.501lm	13.086lm	15.703lm	18.331lm
Tuneable White	2200-6500K	7653lm	9411lm	11.294lm	13.185lm

**These are calculated - Indicative Flux numbers**  
 Tuneable White: normalised output  
 CRI: 80. CRI 90 optional for 2700K, 3000K, 4000K  
 Standby power: 0,5 W  
 Rated median useful life: 50000h L80 at 25C  
 Colour tolerance: MacAdam 3

## '2Way'



OvalXL-AS		Calculated Flux Luminair			
CCT		1500	2000	2500	3000
White	2700K	8918lm	11.112lm	13.335lm	15.567lm
	3000K	9424lm	11.743lm	14.093lm	16.452lm
	4000K	10.134lm	12.627lm	15.153lm	17.690lm
	5000K	10.134lm	12.627lm	15.153lm	17.690lm
	6500K	10.134lm	12.627lm	15.153lm	17.690lm
Tuneable White	2200-6500K	7289lm	9082lm	10.899lm	12.724lm

**These are calculated - Indicative Flux numbers**  
 Tuneable White: normalised output  
 CRI: 80. CRI 90 optional for 2700K, 3000K, 4000K  
 Standby power: 0,5 W  
 Rated median useful life: 50000h L80 at 25C  
 Colour tolerance: MacAdam 3

## Design Options

Standard front panel design: 8mm satin high-grade Acrylic diffuser panel.  
 Design Options: **Printed** - Custom print design, digitally applied to individual panels or over multiple panels.

## Control

Individually Intelligent Panel - integrated Dali LED driver (type DT6 or DT8) for calibration, dimming and colour control. Full range of fixed and wireless panel options. Panels can be controlled individually, in groups or multiple groups. Remote programming and monitoring. Supports DALI daylight, motion sensors etc.

## Properties

'Frameless' panel design as a result of a proprietary 'diffuser-to-frame' fixing system. Liquid Nitrogen extruded, high quality aluminium profiles, for best possible natural anodised finish. Flat luminair with 32mm visible edge. High-grade 8mm Satin PMMA (acrylic) diffuser for optimised light distribution and glare control. 48V LED system with integrated DALI LED driver and a connected decorative 5-core power lead. Ceiling Suspended with a 1,5mm dia wire suspension system or Wall Mount with proprietary wall bracket system.