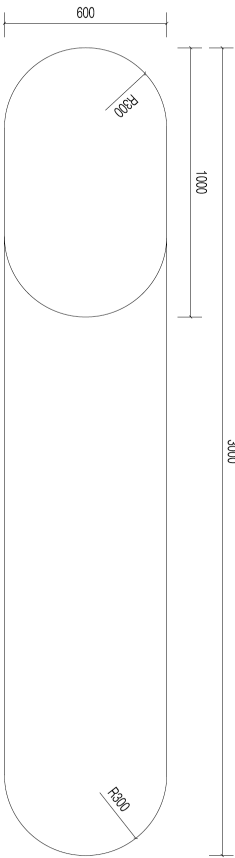

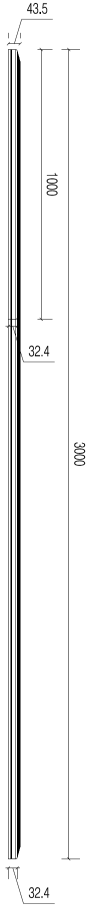


OvalXL-S

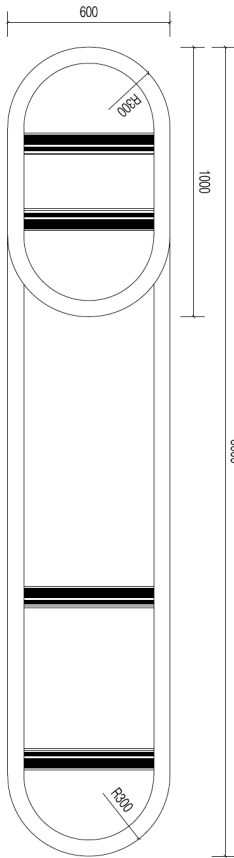
OvalXL-S - Custom size oval shaped LED based intelligent luminair. Available widths 600mm, 800mm, 1000mm. Min. size 600x1000mm, max. size 1000x3000mm. Intended for use as an individual luminair or as part of an arrangement. Direct (1Way) and Direct/Indirect (2Way) light emission options. 'Frameless' panel design with a 'floating' 8mm Satin high-grade acrylic diffuser panel.



Front Elevation



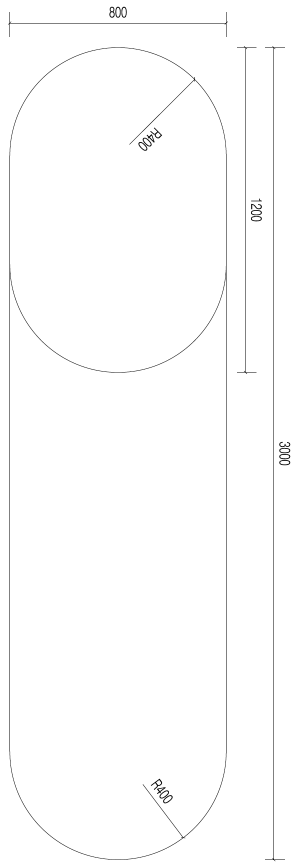
Side Elevation



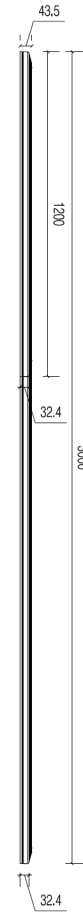
Rear Elevation



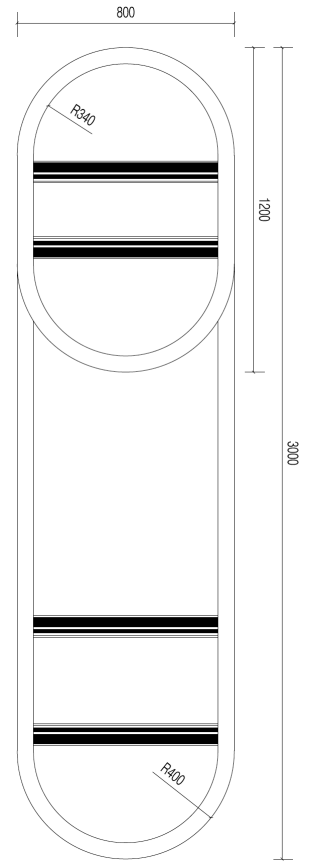
OvalXL-S 800



Front Elevation



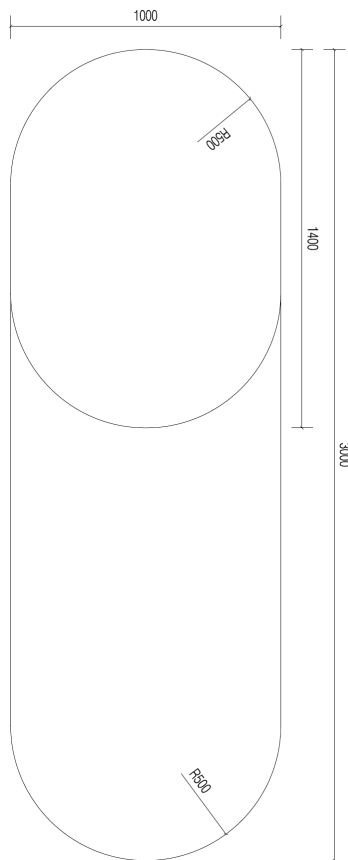
Side Elevation



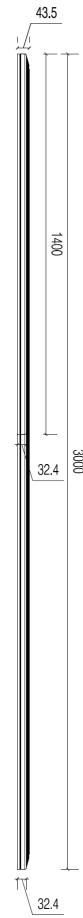
Rear Elevation



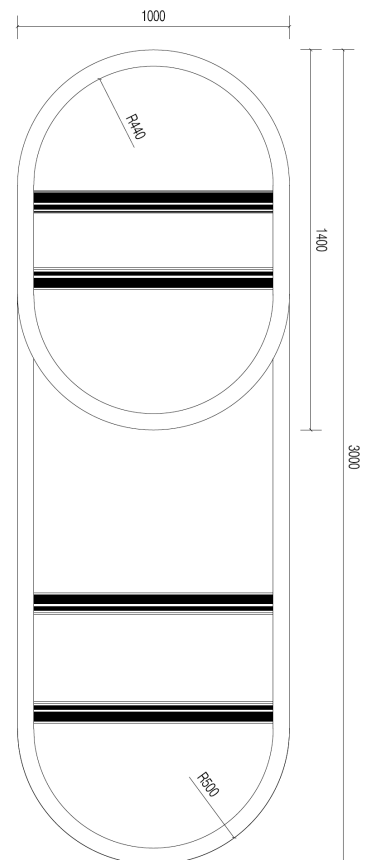
OvalXL-S 1000



Front Elevation



Side Elevation



Rear Elevation

Size Options

OvalXL-S - Custom Size x 32mm visible edge as per drawing.

OvalXL-S 600 - Min. Size is 600×1000mm, Max. Size is 600×3000mm

OvalXL-S 600 - Min. Size is 800×1200mm, Max. Size is 800×3000mm

OvalXL-S 600 - Min. Size is 1000×1400mm, Max. Size is 1000×3000mm

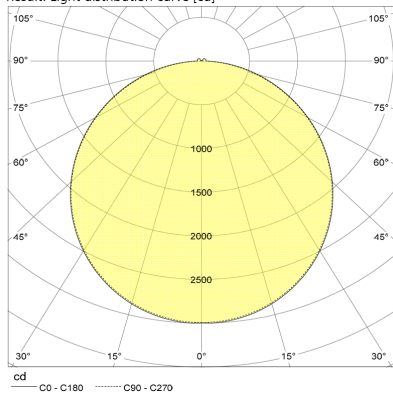
LED Options

CCT Standard White - 2700K, 3000K, 4000K, 5000K, 6500K / **Tuneable White** - 2200K to 6500K / **RGB** - fully dynamic.
CRI 80 / CRI 90 optional for 2700K, 3000K, 4000K

Light Performance

'1Way'

Result: Light distribution curve [cd]



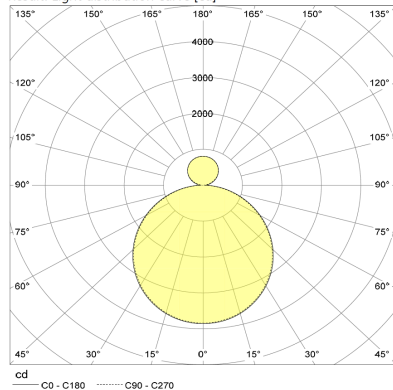
OvalXL-S		Calculated Flux Luminair		
CCT		600×2000mm	800×2000mm	1000×2000mm
White	2700 K	9814lm	11.435lm	13.163lm
	3000K	10.372lm	12.085lm	13.910lm
	4000K	11.153lm	12.995lm	14.958lm
	5000K	11.153lm	12.995lm	14.958lm
	6500K	11.153lm	12.995lm	14.958lm
Tuneable White	2200-6500K	8022lm	9347lm	9780lm

These are calculated - indicative Flux numbers

Tuneable White: normalised output
CRI: 80. CRI 90 optional for 2700K, 3000K, 4000K
Standby power: 0,5 W
Rated median useful life: 50000h L80 at 25C
Colour tolerance: MacAdam 3

'2Way'

Result: Light distribution curve [cd]



OvalXL-S		Calculated Flux Luminair		
CCT		600×2000mm	800×2000mm	1000×2000mm
White	2700 K	9471lm	11.035lm	12.702lm
	3000K	10.009lm	11.662lm	13.424lm
	4000K	10.763lm	12.540lm	14.434lm
	5000K	10.763lm	12.540lm	14.434lm
	6500K	10.763lm	12.540lm	14.434lm
Tuneable White	2200-6500K	7741lm	9020lm	9438lm

These are calculated - indicative Flux numbers

Tuneable White: normalised output
CRI: 80. CRI 90 optional for 2700K, 3000K, 4000K
Standby power: 0,5 W
Rated median useful life: 50000h L80 at 25C
Colour tolerance: MacAdam 3

Design Options

Standard front panel design: 8mm satin high-grade Acrylic diffuser panel.

Design Options: **Printed** - Custom print design, digitally applied to individual panels or over multiple panels.

Control

Individually Intelligent Panel - integrated Dali LED driver (type DT6 or DT8) for calibration, dimming and colour control. Full range of fixed and wireless panel control options. Panels can be controlled individually, in groups or multiple groups. Remote programming and monitoring. Supports DALI daylight, motion sensors etc.

Properties

'Frameless' panel design as a result of a proprietary 'diffuser-to-frame' fixing system. Liquid Nitrogen extruded, high quality aluminium profiles, for best possible natural anodised finish. Flat luminair with 32mm visible edge. High-grade 8mm Satin PMMA (acrylic) diffuser for optimised light distribution and glare control. 48V LED system with integrated DALI LED driver and a connected decorative 5-core power lead. Ceiling Suspended with a 1,5mm dia wire suspension system or Wall Mount with proprietary wall bracket system.