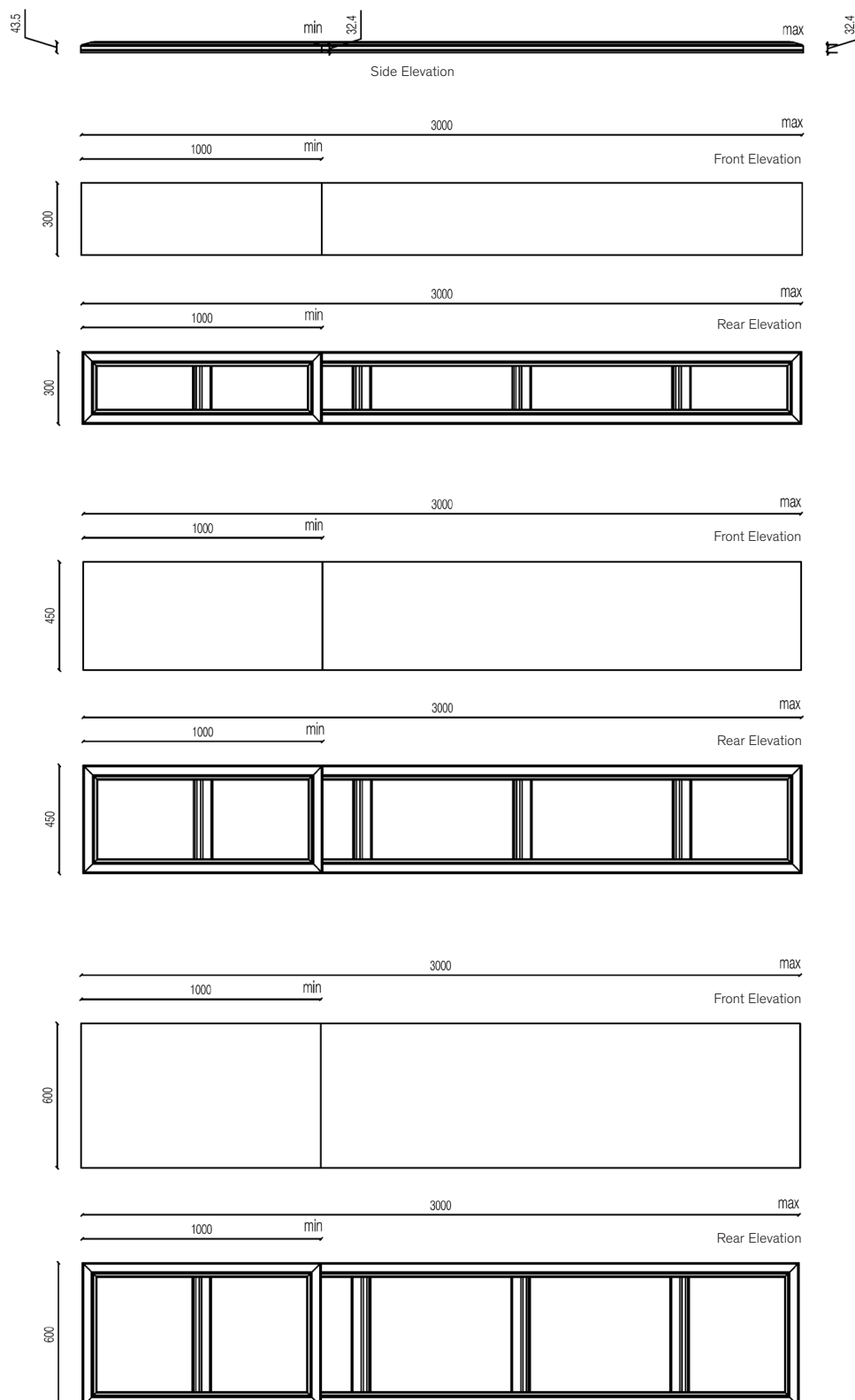


## EleMents - PlaNk

PlaNk - Custom size rectangular shaped LED based intelligent luminair. Min. length: 1000mm, max. length: 3000mm. Available widths 300mm, 450mm, 600mm. Intended for use as an individual luminair or as part of an arrangement. Direct (1Way) and Direct/Indirect (2Way) light emission options. 'Frameless' panel design with a 'floating' 8mm Satin high-grade acrylic diffuser panel.



## Applications

Ceiling suspended as an individual luminaire

Wall mounted as an individual luminaire

## Size Options

PlaNk - 300mm, 450mm, 600mm wide x 1000-3000mm length x 32mm visible edge. Custom lengths as per drawing.

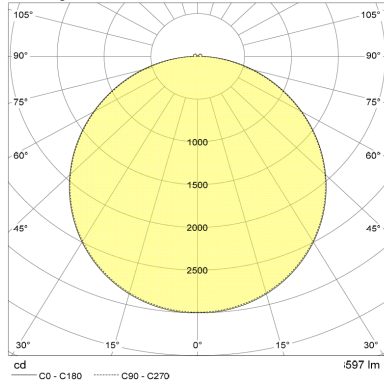
## LED Options

**CCT Standard White** - 2700K, 3000K, 4000K, 5000K, 6500K / **Tunable White** - 2200K to 6500K / **RGB** - fully dynamic.  
CRI 80 / CRI 90 optional for 2700K, 3000K, 4000K

## Light Performance

### '1Way'

Result: Light distribution curve [cd]

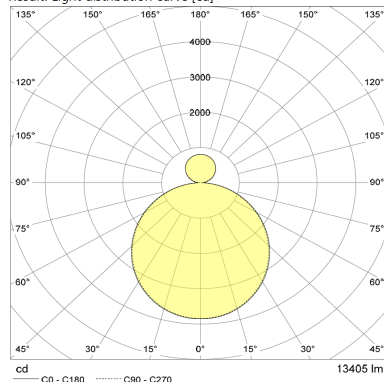


PlaNk		PlaNk 300	PlaNk 450	PlaNk 600
CCT		Flux/1000mm	Flux/1000mm	Flux/1000mm
White	2700K	6.792lm	7.492lm	7.792lm
	3000K	7.178lm	7.918lm	8.235lm
	4000K	7.718lm	8.514lm	8.855lm
	5000K	7.718lm	8.514lm	8.855lm
	6500K	7.718lm	8.514lm	8.855lm
Tunable White	2200-6500K	5.551lm	6.124lm	6.369lm

Tunable White: normalised output  
CRI: 80. CRI 90 optional for 2700K, 3000K, 4000K  
Luminaire input power: 94W/mtr for Single Whites, 91W/mtr for Tunable White  
Standby power: 0,5 W  
Rated median useful life: 50000h L80 at 25C  
Colour tolerance: MacAdam 3

### '2Way'

Result: Light distribution curve [cd]



PlaNk		PlaNk 300	PlaNk 450	PlaNk 600
CCT		Flux/1000mm	Flux/1000mm	Flux/1000mm
White	2700K	6.554lm	7.230lm	7.520lm
	3000K	6.926lm	7.641lm	7.947lm
	4000K	7.448lm	8.216lm	8.545lm
	5000K	7.448lm	8.216lm	8.545lm
	6500K	7.448lm	8.216lm	8.545lm
Tunable White	2200-6500K	5.357lm	5.909lm	6.146lm

Tunable White: normalised output  
CRI: 80. CRI 90 optional for 2700K, 3000K, 4000K  
Luminaire input power: 94W/mtr for Single Whites, 91W/mtr for Tunable White  
Standby power: 0,5 W  
Rated median useful life: 50000h L80 at 25C  
Colour tolerance: MacAdam 3

## Design Options

Standard front panel design - 8mm Satin high-grade acrylic diffuser panel.

Frame colours - Natural Anodised, Black Anodised, Bronze Anodised

## Control

Individually Intelligent Panel - integrated DALI LED driver (type DT6 or DT8) for calibration, dimming and colour control. Integrated driver ensures flicker free licht. Full range of fixed and wireless panel control options. Panels can be controlled individually, in groups or multiple groups. Supports DALI daylight, motion sensors etc.

## Properties

'Frameless' panel design as a result of a proprietary 'diffuser-to-frame' fixing system. Liquid Nitrogen extruded, high quality aluminium profiles, for best possible anodised finish. Flat luminaire with 32mm visible edge. High-grade 8mm Satin PMMA (acrylic) diffuser for optimised light distribution and glare control. 48V LED system with integrated DALI LED driver and a connected decorative 4-core power lead. Ceiling Suspended with a 1,5mm dia wire suspension system or Wall Mount with proprietary wall bracket system.