
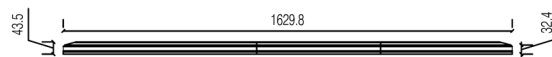


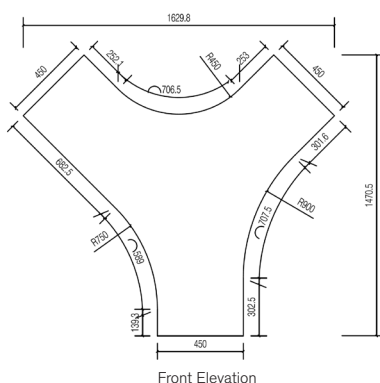
EleMents - Y(ankee)



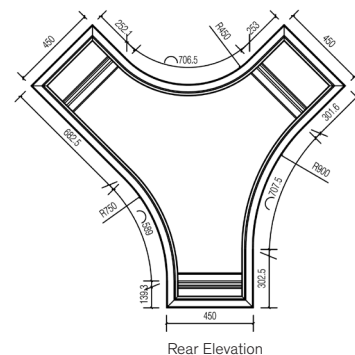
Y(ankee) - a fully framed, asymmetrical Y-shaped LED based intelligent luminaire. Panel width 450mm. Intended for use as an individual luminaire or as part of an arrangement. Direct (1Way) and Direct/Indirect (2Way) light emission options. 'Frameless' panel design with a 'floating' 8mm Satin high-grade diffuser panel.



Side Elevation



Front Elevation



Rear Elevation

Applications

Ceiling suspended as an individual luminaire

Wall mounted as an individual luminaire

Size Options

Y(ankee) - standard size x32mm visible edge - see drawing.
See MorPh for connected arrangements

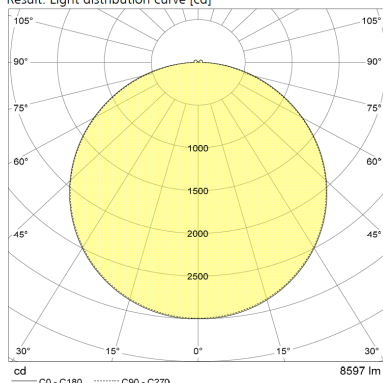
LED Options

CCT Standard White - 2700K, 3000K, 4000K, 5000K, 6500K / **Tunable White** - 2200K to 6500K / **RGB** - fully dynamic.
CRI 80 / CRI 90 optional for 2700K, 3000K, 4000K

Light Performance

'1Way'

Result: Light distribution curve [cd]

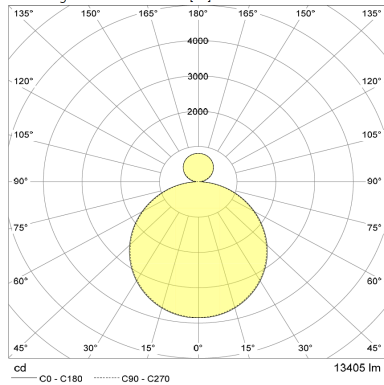


Y(ankee)		Flux Luminaire				
CCT	2700K	3000K	4000K	5000K	6500K	TW 2200-6500K
Y(ankee)	14.729lm	15.566lm	16.738lm	16.738lm	16.738lm	12.039lm

Tunable White: normalised output
CRI: 80. CRI 90 optional for 2700K, 3000K, 4000K
Luminaire input power: 175W for Single Whites, 151W for Tuneable White
Standby power: 0,5 W
Rated median useful life: 50.000h L80 at 25C
Colour tolerance: MacAdam 3

'2Way'

Result: Light distribution curve [cd]



Y(ankee)

Flux Luminair

CCT	2700K	3000K	4000K	5000K	6500K	TW 2200-6500K
Y(ankee)	14.214lm	15.022lm	16.152lm	16.152lm	16.152lm	11.618lm

Tuneable White: normalised output

CRI: 80. CRI 90 optional for 2700K, 3000K, 4000K

Luminair input power: 175W for Single Whites, 151W for Tuneable White

Standby power: 0,5 W

Rated median useful life: 50.000h L80 at 25C

Colour tolerance: MacAdam 3

Design Options

Standard front panel design - 8mm Satin high-grade acrylic diffuser panel.

Frame colours - Natural Anodised, Black Anodised, Bronze Anodised.

Control

Individually Intelligent Panel - integrated DALI LED driver (type DT6, DT8 - 3 channel) for dimming and colour control. Intergated driver ensures flicker free light Full range of fixed and wireless panel control options. Panels can be controlled individually, in groups or multiple groups. Supports DALI daylight, motion sensors etc.

Properties

'Frameless' panel design as a result of a proprietary 'diffuser-to-frame' fixing system. Liquid Nitrogen extruded, high quality aluminium profiles, for best possible anodised finish. Flat luminair with 32mm visible edge. High-grade 8mm Satin PMMA (acrylic) diffuser for optimised light distribution and glare control. 48V LED system with integrated DALI LED driver, and a connected decorative 4-core power lead. Ceiling Suspended with a 1,5mm dia wire suspension system or Wall Mount with proporietary wall bracket system.