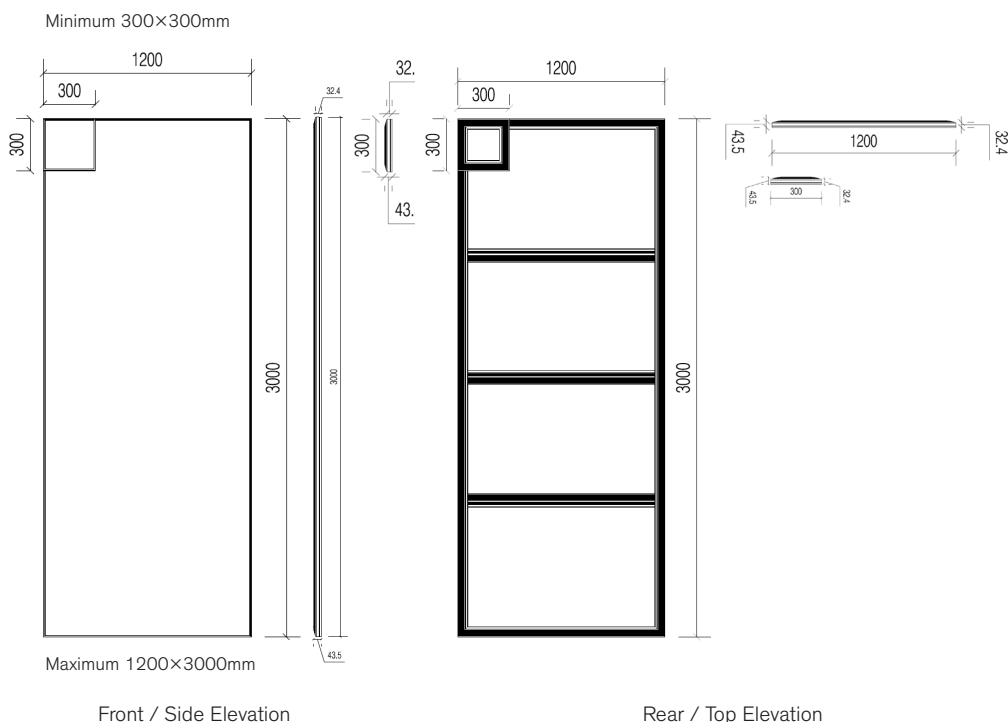



LightWall

LightWall - Custom size Rectangular shaped LED based intelligent lightpanel.
 Min. size 300×300mm, max. size 1200×3000mm. Intended for use as individual backlit wall panels or to create full backlit walls. 'Frameless' panel design with 8mm laminated Glass or 8mm Satin high-grade acrylic diffuser panel.



Size Options

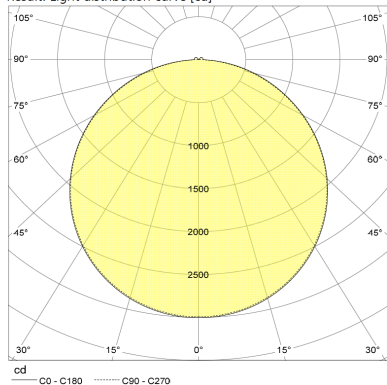
LightWall - Custom Size x 32mm visible edge. Minimum size: 300×300mm, maximum size: 1200×3000mm.

LED Options

CCT Standard White - 2700K, 3000K, 4000K, 5000K, 6500K / **Tuneable White** - 2200K to 6500K / **RGB** - fully dynamic.
 CRI 80 / CRI 90 optional for 2700K, 3000K, 4000K

Light Performance

Result: Light distribution curve [cd]



LightWall Acrylic		Light Panel 1000×2500mm	
CCT		Flux	Efficacy
White	2700K	12.799lm	50lm/W
	3000K	13.526lm	52lm/W
	4000K	14.544lm	56lm/W
	5000K	14.544lm	56lm/W
	6500K	14.544lm	56lm/W
Tuneable White	2200-6500K	10.461lm	48lm/W

Tuneable White: normalised output
 CRI: 80, CRI 90 optional for 2700K, 3000K, 4000K
 Luminair input power: 258W for white, 216W for TW
 Standby power: 0,5 W
 Rated median useful life: 100.000h L80 at 25C
 Colour tolerance: MacAdam 3

Material Options

8mm laminated Glass or 8mm satin high-grade Acrylic (PMMA)

Design Options

Standard front panel design - 8mm laminated Glass diffuser panel
- 8mm satin high-grade Acrylic diffuser panel.

Design Options: **Printed** - Custom print design, digitally applied to individual panels or over multiple panels
Etched - Custom etch design, digitally laser-etched on individual panels or over multiple panels. This option shows an 8mm visible frame.

Control

Individually Intelligent Panel - integrated DALI LED driver for calibration, dimming and colour control. Full range of fixed and wireless panel control options. Panels can be controlled individually, in groups or multiple groups. Remote programming and monitoring. Supports DALI daylight, motion sensors etc.

Properties

'Frameless' panel design as a result of a proprietary 'diffuser-to-frame' fixing system to create an optimised panel joint experience. Liquid Nitrogen extruded, high quality aluminium profiles, for best possible natural anodised finish. Flat luminair with 32mm visible edge. Laminated 8mm Glass diffuser for easy maintenance, scratch resistency, optimised light distribution and glare control, or, High-grade 8mm Satin PMMA (acrylic) diffuser. 48V LED system with integrated DALI LED driver (DT6 or DT8), and a connected 4-core power lead. Wall Mount with proprietary wall bracket system.
