

LED System

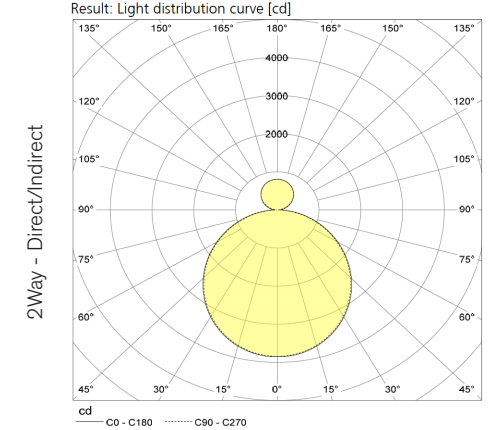
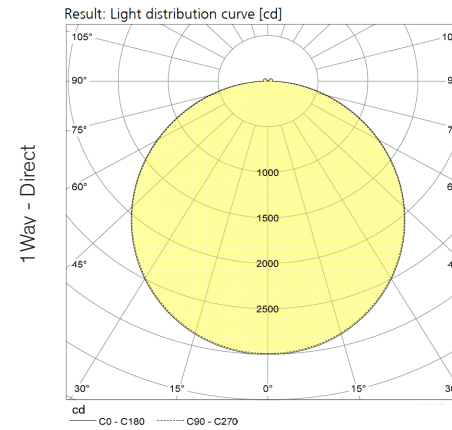
Correlated Colour Temperature (CCT) **Standard White** - 2700K, 3000K, 4000K, 5000K, 6500K
Tunable White - 2200K to 6500K
RGB - fully dynamic

Colour Rendering Index: Ra > 80
 Ra > 90 optional for 2700K, 3000K, 4000K

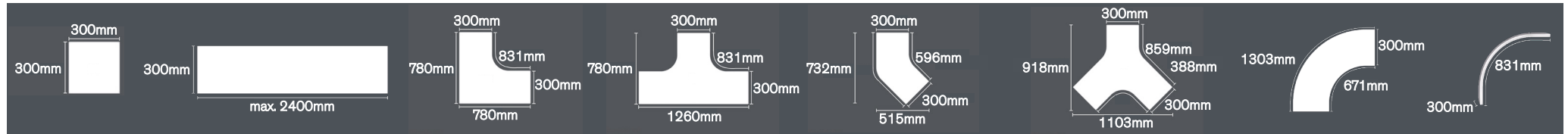
Colour Tolerance: MacAdam 3

LED Service Life: L80 (tq 25 °C) = 100.000 h

Light Distribution



CompoSe 300



1Way (Direct)	Luminair - Luminous Flux (lm)						Input Power (W)		Luminair - Efficacy (lm/W)					
	2700K	3000K	4000K	5000K	6500K	TW2200-6500K	SW	TW	2700K	3000K	5000K	4000K	6500K	TW2200-6500K
C300 SQ	2.037lm	2.153lm	2.315lm	2.315lm	2.315lm	1.665lm	37W	28W	55lm/W	58lm/W	63lm/W	63lm/W	63lm/W	59lm/W
C300 R (l=1200mm)	8.150lm	8.613lm	9.261lm	9.261lm	9.261lm	6.616lm	120W	104W	68lm/W	72lm/W	77lm/W	77lm/W	77lm/W	64lm/W
C300 L90	8.119lm	8.581lm	9.227lm	9.227lm	9.227lm	6.636lm	125W	104W	65lm/W	69lm/W	74lm/W	74lm/W	74lm/W	64lm/W
C300 T	9.923lm	10.486lm	11.276lm	11.276lm	11.276lm	8.110lm	152W	132W	65lm/W	69lm/W	74lm/W	74lm/W	74lm/W	62lm/W
C300 L135	4.890lm	5.168lm	5.557lm	5.557lm	5.557lm	3.997lm	79W	66W	62lm/W	66lm/W	71lm/W	71lm/W	71lm/W	61lm/W
C300 Y	8.656lm	9.148lm	9.836lm	9.836lm	9.836lm	7.075lm	134W	113W	65lm/W	68lm/W	74lm/W	74lm/W	74lm/W	63lm/W
C300 C	7.247lm	7.658lm	8.235lm	8.235lm	8.235lm	5.923lm	111W	94W	65lm/W	69lm/W	74lm/W	74lm/W	74lm/W	63lm/W
C300 CV	5.644lm	5.965lm	6.413lm	6.413lm	6.413lm	4.613lm	83W	75W	68lm/W	72lm/W	77lm/W	77lm/W	77lm/W	61lm/W

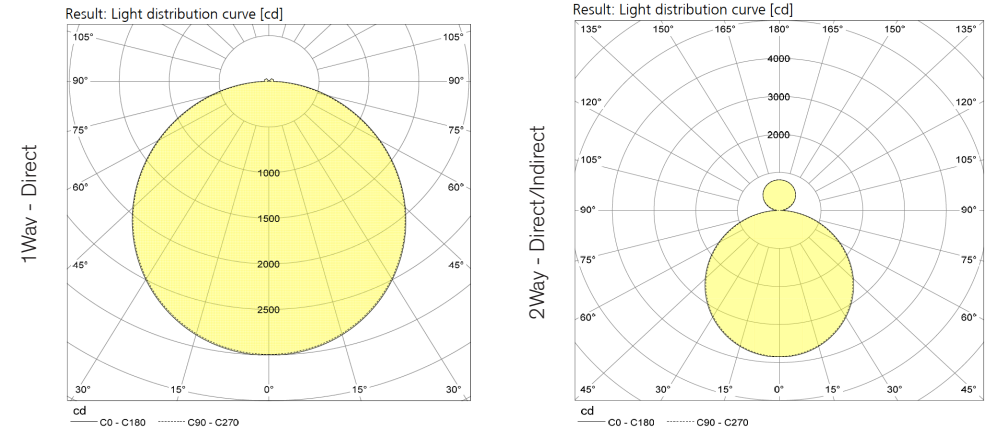
2Way (Direct/Indirect)	Luminair - Luminous Flux (lm)						Input Power (W)		Luminair - Efficacy (lm/W)					
	2700K	3000K	4000K	5000K	6500K	TW2200-6500K	SW	TW	2700K	3000K	5000K	4000K	6500K	TW2200-6500K
C300 SQ	1.966lm	2.078lm	2.234lm	2.234lm	2.234lm	1.607lm	37W	28W	53lm/W	56lm/W	60lm/W	60lm/W	60lm/W	57lm/W
C300 R (l=1200mm)	7.865lm	8.312lm	8.937lm	8.937lm	8.937lm	6.428lm	120W	104W	66lm/W	69lm/W	75lm/W	75lm/W	75lm/W	62lm/W
C300 L90	7.835lm	8.281lm	8.904lm	8.904lm	8.904lm	6.404lm	125W	104W	63lm/W	67lm/W	72lm/W	72lm/W	72lm/W	62lm/W
C300 T	9.575lm	10.120lm	10.881lm	10.881lm	10.881lm	7.826lm	152W	132W	63lm/W	67lm/W	72lm/W	72lm/W	72lm/W	59lm/W
C300 L135	4.719lm	4.987lm	5.362lm	5.362lm	5.362lm	3.857lm	78W	66W	60lm/W	64lm/W	68lm/W	68lm/W	68lm/W	58lm/W
C300 Y	8.353lm	8.828lm	9.492lm	9.492lm	9.492lm	6.827lm	134W	113W	62lm/W	66lm/W	71lm/W	71lm/W	71lm/W	60lm/W
C300 C	6.993lm	7.391lm	7.497lm	7.497lm	7.497lm	5.716lm	111W	94W	63lm/W	67lm/W	72lm/W	72lm/W	72lm/W	61lm/W
C300 CV	5.446lm	5.756lm	6.189lm	6.189lm	6.189lm	4.452lm	83W	75W	66lm/W	69lm/W	74lm/W	74lm/W	74lm/W	59lm/W

Tunable white: normalised output
 Standby power: 0,5 W


LED System

Correlated Colour Temperature (CCT)	Standard White - 2700K, 3000K, 4000K, 5000K, 6500K Tunable White - 2200K to 6500K RGB - fully dynamic
Colour Rendering Index:	Ra > 80 Ra > 90 optional for 2700K, 3000K, 4000K
Colour Tolerance:	MacAdam 3
LED Service Life:	L80 (tq 25 °C) = 100.000 h

Light Distribution



CompoSe 450



CCT	Luminair - Luminous Flux (lm)						Input Power (W)		Luminair - Efficacy (lm/W)						
	2700K	3000K	4000K	5000K	6500K	TW2200-6500K	SW	TW	2700K	3000K	5000K	4000K	6500K	TW2200-6500K	
1Way (Direct)															
C450 SQ	3.371lm	3.563lm	3.831lm	3.831lm	3.831lm	2.756lm	46W	38W	73lm/W	77lm/W	83lm/W	83lm/W	83lm/W	83lm/W	73lm/W
C450 R (l=1200mm)	8.991lm	9.501lm	10.217lm	10.217lm	10.217lm	7.348lm	120W	104W	75lm/W	79lm/W	85lm/W	85lm/W	85lm/W	85lm/W	71lm/W
C450 L90	11.879lm	12.554lm	13.499lm	13.499lm	13.499lm	9.709lm	166W	142W	72lm/W	76lm/W	81lm/W	81lm/W	81lm/W	81lm/W	69lm/W
C450 T	14.205lm	15.012lm	16.142lm	16.142lm	16.142lm	11.610lm	194W	165W	73lm/W	78lm/W	83lm/W	83lm/W	83lm/W	83lm/W	70lm/W
C450 L135	7.657lm	8.092lm	8.701lm	8.701lm	8.701lm	6.258lm	115W	90W	66lm/W	70lm/W	75lm/W	75lm/W	75lm/W	75lm/W	70lm/W
C450 Y	12.576lm	13.290lm	14.290lm	14.290lm	14.290lm	10.279lm	175W	151W	72lm/W	76lm/W	82lm/W	82lm/W	82lm/W	82lm/W	68lm/W
C450 C	10.643lm	11.247lm	12.094lm	12.094lm	12.094lm	8.699lm	148W	123W	72lm/W	76lm/W	82lm/W	82lm/W	82lm/W	82lm/W	71lm/W
C450 CV	6.226lm	6.580lm	7.075lm	7.075lm	7.075lm	5.089lm	83W	75W	75lm/W	79lm/W	85lm/W	85lm/W	85lm/W	85lm/W	67lm/W

CCT	Luminair - Luminous Flux (lm)						Input Power (W)		Luminair - Efficacy (lm/W)						
	2700K	3000K	4000K	5000K	6500K	TW2200-6500K	SW	TW	2700K	3000K	5000K	4000K	6500K	TW2200-6500K	
2Way (Direct/Indirect)															
C450 SQ	3.254lm	3.438lm	3.697lm	3.697lm	3.697lm	2.659lm	46W	38W	70lm/W	74lm/W	80lm/W	80lm/W	80lm/W	80lm/W	70lm/W
C450 R (l=1200mm)	8.676lm	9.169lm	9.859lm	9.859lm	9.859lm	7.091lm	120W	104W	72lm/W	77lm/W	82lm/W	82lm/W	82lm/W	82lm/W	68lm/W
C450 L90	11.463lm	12.114lm	13.026lm	13.026lm	13.026lm	9.369lm	166W	141W	69lm/W	73lm/W	78lm/W	78lm/W	78lm/W	78lm/W	66lm/W
C450 T	13.708lm	14.487lm	15.577lm	15.577lm	15.577lm	11.204lm	194W	165W	71lm/W	75lm/W	80lm/W	80lm/W	80lm/W	80lm/W	68lm/W
C450 L135	7.389lm	7.809lm	8.397lm	8.397lm	8.397lm	6.039lm	115W	90W	64lm/W	68lm/W	73lm/W	73lm/W	73lm/W	73lm/W	67lm/W
C450 Y	12.136lm	12.825lm	13.790lm	13.790lm	13.790lm	9.919lm	175W	151W	69lm/W	73lm/W	79lm/W	79lm/W	79lm/W	79lm/W	66lm/W
C450 C	10.270lm	10.854lm	11.671lm	11.671lm	11.671lm	8.394lm	148W	123W	70lm/W	74lm/W	79lm/W	79lm/W	79lm/W	79lm/W	68lm/W
C450 CV	6.008lm	6.350lm	6.827lm	6.827lm	6.827lm	4.911lm	83W	75W	72lm/W	76lm/W	82lm/W	82lm/W	82lm/W	82lm/W	65lm/W

Tunable white: normalised output
Standby power: 0,5 W

LED System

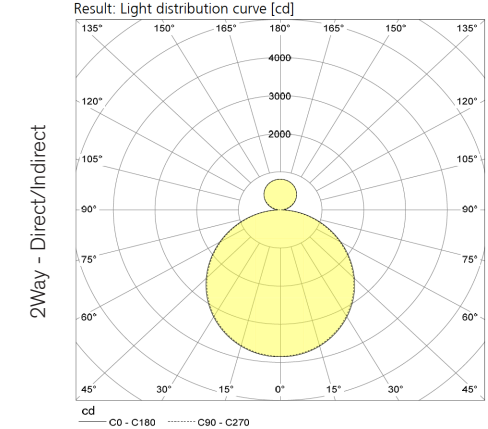
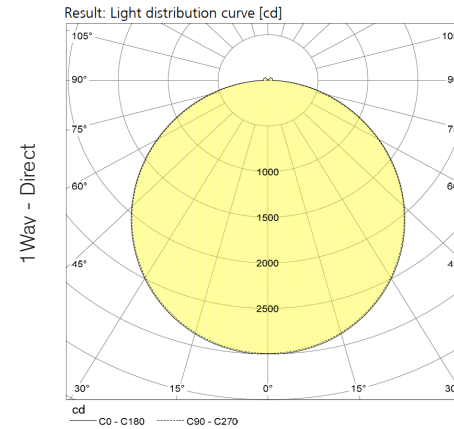
Correlated Colour Temperature (CCT) **Standard White** - 2700K, 3000K, 4000K, 5000K, 6500K
Tunable White - 2200K to 6500K
RGB - fully dynamic

Colour Rendering Index: Ra > 80
 Ra > 90 optional for 2700K, 3000K, 4000K

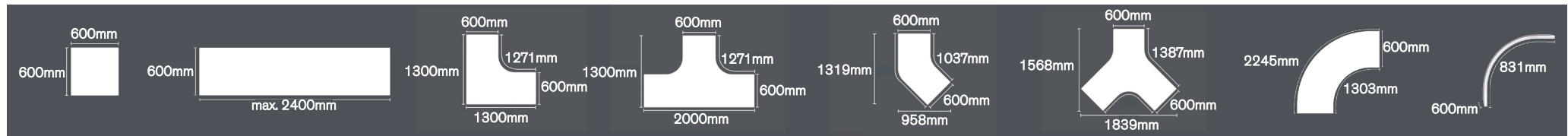
Colour Tolerance: MacAdam 3

LED Service Life: L80 (tq 25 °C) = 100.000 h

Light Distribution



CompoSe 600



1Way (Direct)		Luminair - Luminous Flux (lm)						Input Power (W)		Luminair - Efficacy (lm/W)					
CCT	2700K	3000K	4000K	5000K	6500K	TW2200-6500K	SW	TW	2700K	3000K	5000K	4000K	6500K	TW2200-6500K	
C600 SQ	4.675lm	4.941lm	5.313lm	5.313lm	5.313lm	3.821lm	65W	57W	72lm/W	76lm/W	82lm/W	82lm/W	82lm/W	67lm/W	
C600 R (l=1200mm)	9.351lm	9.882lm	10.626lm	10.626lm	10.626lm	7.643lm	120W	104W	78lm/W	82lm/W	89lm/W	89lm/W	89lm/W	74lm/W	
C600 L90	15.082lm	15.939lm	17.139lm	17.139lm	17.139lm	12.327lm	208W	170W	73lm/W	77lm/W	83lm/W	83lm/W	83lm/W	73lm/W	
C600 T	17.696lm	18.702lm	20.109lm	20.109lm	20.109lm	14.464lm	240W	198W	74lm/W	78lm/W	84lm/W	84lm/W	84lm/W	73lm/W	
C600 L135	10.009lm	10.578lm	11.374lm	11.374lm	11.374lm	8.181lm	134W	113W	75lm/W	79lm/W	85lm/W	85lm/W	85lm/W	72lm/W	
C600 Y	15.390lm	16.264lm	17.488lm	17.488lm	17.488lm	12.579lm	217W	179W	71lm/W	75lm/W	81lm/W	81lm/W	81lm/W	70lm/W	
C600 C	13.824lm	14.609lm	15.709lm	15.709lm	15.709lm	11.299lm	185W	151W	75lm/W	79lm/W	85lm/W	85lm/W	85lm/W	75lm/W	
C600 CV	6.475lm	6.843lm	7.358lm	7.358lm	7.358lm	5.293lm	83W	76W	78lm/W	82lm/W	89lm/W	89lm/W	89lm/W	70lm/W	

2Way (Direct/Indirect)		Luminair - Luminous Flux (lm)						Input Power (W)		Luminair - Efficacy (lm/W)					
CCT	2700K	3000K	4000K	5000K	6500K	TW2200-6500K	SW	TW	2700K	3000K	5000K	4000K	6500K	TW2200-6500K	
C600 SQ	4.512lm	4.768lm	5.127lm	5.127lm	5.127lm	3.688lm	65W	57W	70lm/W	74lm/W	79lm/W	79lm/W	79lm/W	65lm/W	
C600 R (l=1200mm)	9.024lm	9.536lm	10.254lm	10.254lm	10.254lm	7.375lm	120W	104W	75lm/W	80lm/W	86lm/W	86lm/W	86lm/W	71lm/W	
C600 L90	14.554lm	15.381lm	16.539lm	16.539lm	16.539lm	11.896lm	208W	170W	70lm/W	74lm/W	80lm/W	80lm/W	80lm/W	70lm/W	
C600 T	17.077lm	18.048lm	19.406lm	19.406lm	19.406lm	13.958lm	240W	198W	71lm/W	75lm/W	81lm/W	81lm/W	81lm/W	71lm/W	
C600 L135	9.659lm	10.208lm	10.976lm	10.976lm	10.976lm	7.895lm	134W	113W	72lm/W	77lm/W	82lm/W	82lm/W	82lm/W	70lm/W	
C600 Y	14.851lm	15.695lm	16.877lm	16.877lm	16.877lm	12.139lm	217W	179W	69lm/W	72lm/W	78lm/W	78lm/W	78lm/W	68lm/W	
C600 C	13.340lm	14.098lm	15.159lm	15.159lm	15.159lm	10.903lm	185W	151W	72lm/W	76lm/W	82lm/W	82lm/W	82lm/W	72lm/W	
C600 CV	6.249lm	6.604lm	7.101lm	7.101lm	7.101lm	5.107lm	83W	76W	75lm/W	79lm/W	85lm/W	85lm/W	85lm/W	68lm/W	

Tunable white: normalised output
 Standby power: 0,5 W