

## LED System

Correlated Colour Temperature (CCT)

**Standard White** - 2700K, 3000K, 4000K, 5000K, 6500K

**Tunable White** - 2200K to 6500K

**RGB** - fully dynamic

Colour Rendering Index:

Ra > 80

Ra > 90 optional for 2700K, 3000K, 4000K

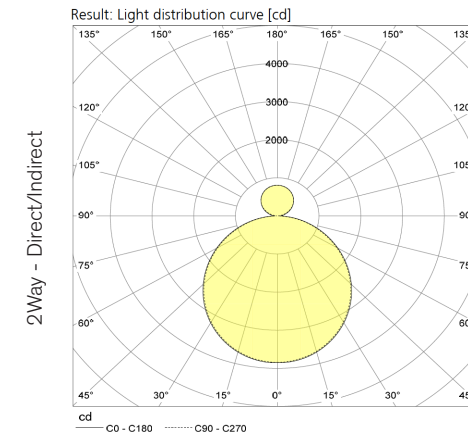
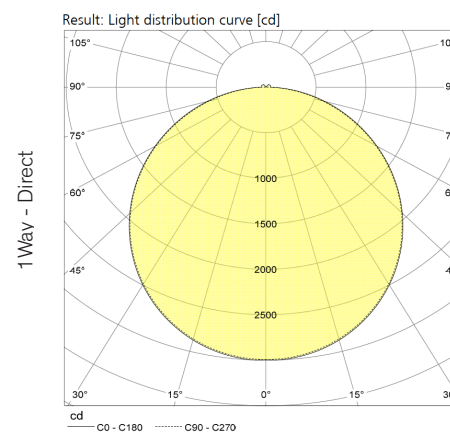
Colour Tolerance:

MacAdam 3

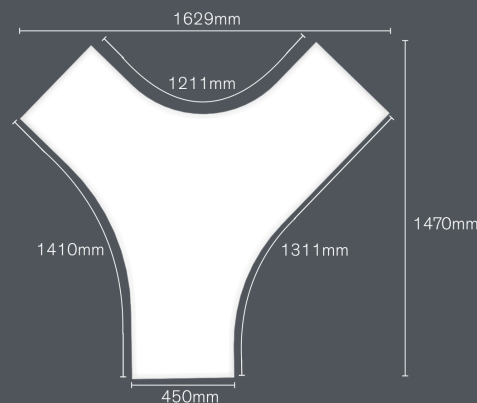
LED Service Life:

L80 (tq 25 °C) = 100.000 h

## Light Distribution



## Morph



1Way (Direct)		Luminair - Luminous Flux (lm)						Input Power (W)		Luminair - Efficacy (lm/W)					
CCT	2700K	3000K	4000K	5000K	6500K	TW2200-6500K	SW	TW	2700K	3000K	5000K	4000K	6500K	TW2200-6500K	
Morph	14.729lm	15.566lm	16.738lm	16.738lm	16.738lm	12.039lm	212W	178W	69lm/W	73lm/W	79lm/W	79lm/W	79lm/W	68lm/W	

2Way (Direct/Indirect)		Luminair - Luminous Flux (lm)						Input Power (W)		Luminair - Efficacy (lm/W)					
CCT	2700K	3000K	4000K	5000K	6500K	TW2200-6500K	SW	TW	2700K	3000K	5000K	4000K	6500K	TW2200-6500K	
Morph	14.214lm	15.022lm	16.152lm	16.152lm	16.152lm	11.618lm	212W	178W	67lm/W	71lm/W	76lm/W	76lm/W	76lm/W	65lm/W	

Tunable white: normalised output  
Standby power: 0,5 W