


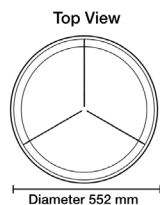
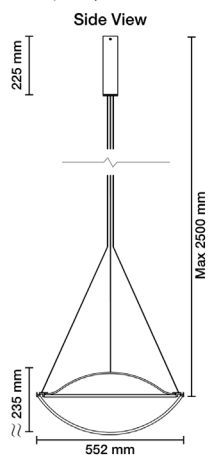
aKupolo | Indirect

aKupolo | Indirect - a fully configurable, circular, dome shaped, LED based , acoustic pendant luminaire. Available diameters: 550mm, 750mm, 950mm and 1150mm. Dome shaped Light Guide, available in multiple etch-designs. Acoustic dome is made of recycled PET felt with excellent acoustic & fire properties. Choice of felt colours. Ring profile supplied in multiple colours & finishes.

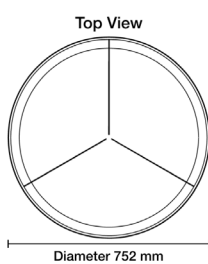
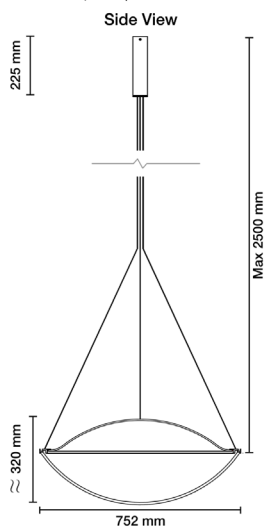


Dimensions

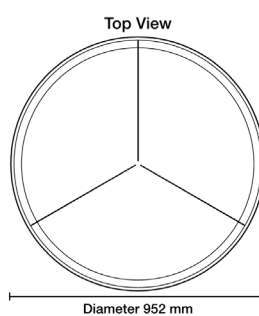
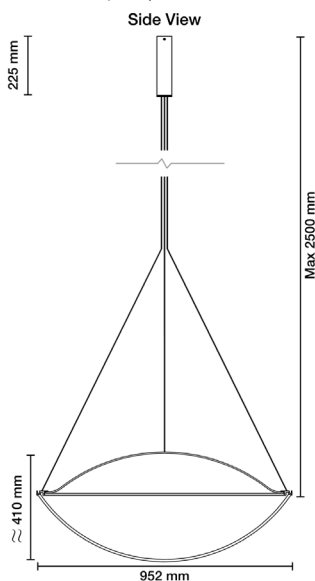
aKupolo | Indirect 550



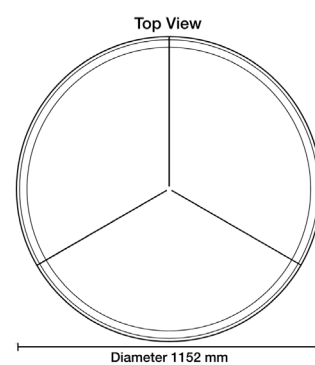
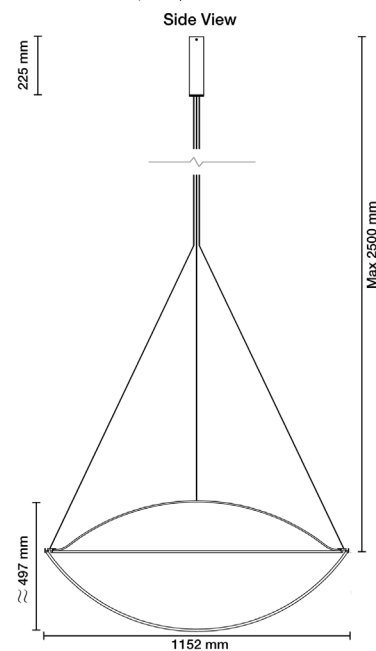
aKupolo | Indirect 750



aKupolo | Indirect 950




aKupolo | Indirect 1150



Design Options

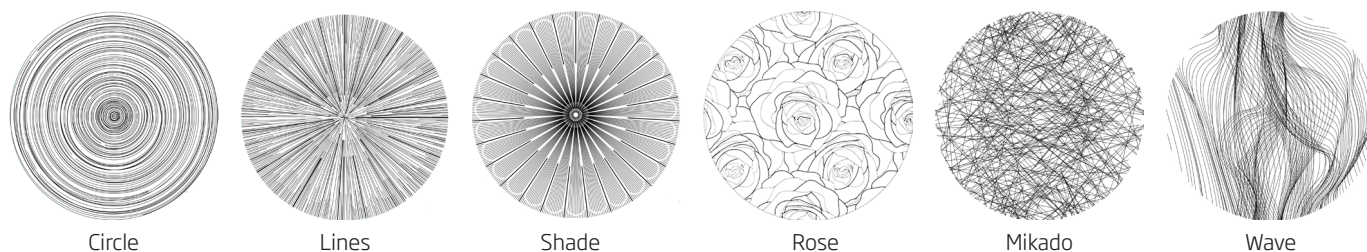
Dome - felt colours



Ring colours

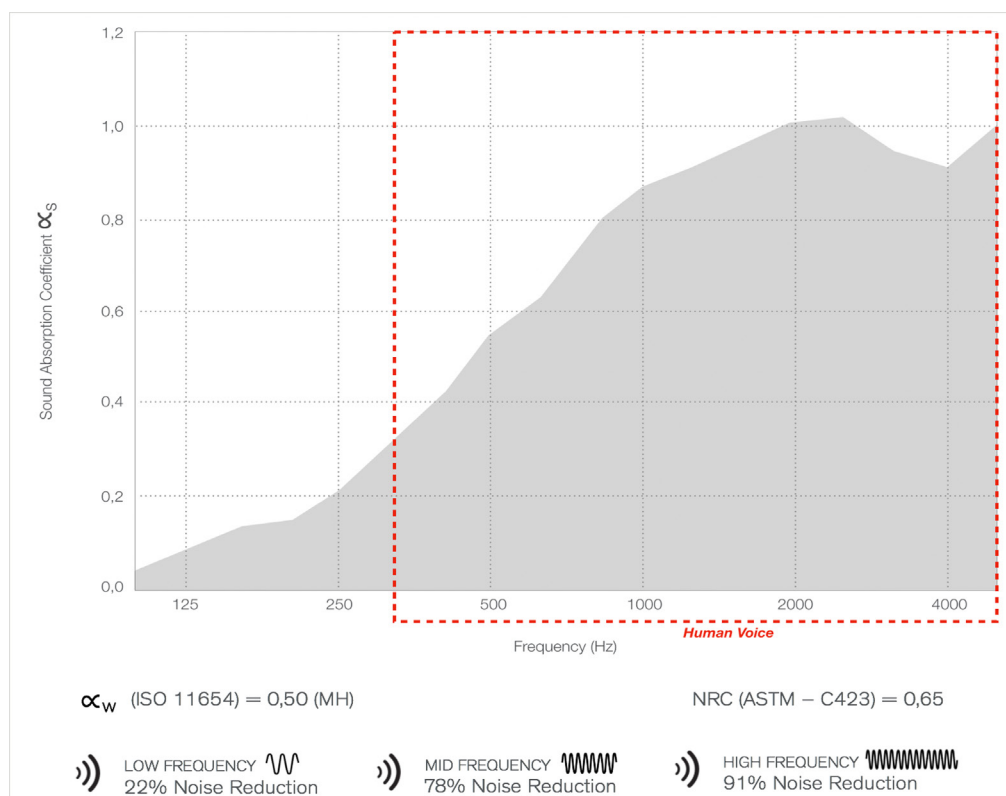


Etch designs



Acoustic Performance

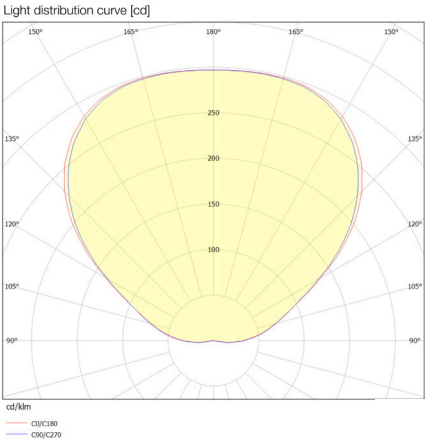
aKupolo is designed to excel from an acoustic, as well as a lighting perspective. The outer shell (Dome) is made of recycled PET felt with outstanding acoustic/sound absorbing properties. A dome-shaped high grade acrylic Light Guide - delivers high output flicker-free indirect light. The void between the felt outer shell and the Light Guide enhances aKupolo's acoustic performance to unmatched levels.



LED Options

CCT Standard White: 2700K, 3000K, 4000K, 5000K, 6500K / **Tunable White:** 2200K - 6500K
CRI 80 / CRI 90 optional for 2700K, 3000K, 4000K

Light Performance



aKupolo Indirect		Calculated Flux Luminaire			
CCT		550mm	750mm	950mm	1150mm
White	2700 K	5.655lm	7.710lm	9.769lm	11.821lm
	3000K	5.976lm	8.148lm	10.324lm	12.492lm
	4000K	6.426lm	8.762lm	11.101lm	13.433lm
	5000K	6.426lm	8.762lm	11.101lm	13.433lm
	6500K	6.426lm	8.762lm	11.101lm	13.433lm
Tunable White	2200-6500K	9.455lm	12.891lm	16.333lm	19.763lm

Flux varies depending on selected etch-design
CRI: 80. CRI 90 optional for 2700K, 3000K, 4000K
Standby power: 0,5W
Rated median useful life 100.000h L80 at 25C
Colour tolerance: MacAdam 3

Control

For dimming and colour control, aKupolo is equipped with an integrated proprietary Dali 2 LED driver (type DT6 or DT8). A full range of fixed and wireless control options is available. Panels can be controlled by a Wireless Wall Switch, Casambi Wireless Mobile App with or without an optional Wireless Wall Switch, or by a Dali-bus. Supports daylight, motion sensors etc. IOT and HCL ready.

Proporties

Acoustic pendant luminaire using 9mm fire rated recycled PET felt to form an accoustic dome. Acoustic performance enhanced by a careful designed void between the felt dome and the Light Guide. Light Guide produced from 6mm high-grade satin acrylic.
Precisely CNC milled high-grade aluminium ring profile for optimal heat-sink and finest finish.
48V flicker-free high performance LED-system with integrated Dali LED driver and connected power lead.